

ArtfulBits Discussion Column

for Microsoft® SharePoint®



Install Guide

System Requirements	1
Preparation for Installation	2
Installation.....	2
License Management.....	6
Activating / Deactivating Feature	9
Product Updates	10
Uninstallation / Repairing	11
Remarks.....	11

System Requirements

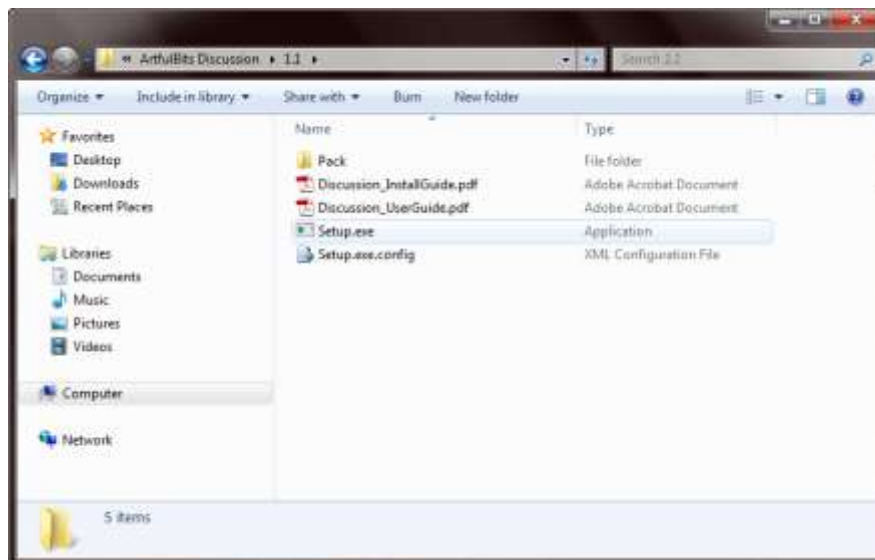
Operating Systems:	Microsoft Windows Server 2003 x86/x64 Microsoft Windows Server 2008 x86/x64
Servers:	<p>SharePoint Release:</p> <ul style="list-style-type: none"> ➤ Microsoft SharePoint Foundation 2010 or Microsoft SharePoint Server 2010 (for SP2010 products) ➤ Microsoft Windows SharePoint Services v3 or Microsoft Office SharePoint Server 2007 (for SP2007 products) ➤ Microsoft .NET Framework 2.0 or 3.0 <p><i>Note: This product is not compatible with SPS 2003 and WSS v2</i></p>
Browser:	<p>Microsoft Internet Explorer 7+ is recommended for Advanced Administration features</p> <p>Also compatible with:</p> <ul style="list-style-type: none"> ➤ Mozilla Firefox 2.0+ ➤ Opera 9.5+ ➤ Apple Safari 3.0+ ➤ Google Chrome 2.0+

Preparation for Installation

Before installation, please, check that your target server meets Discussion Column system requirements (see above). Also, it is recommended to install ArtfulBits License Manager before (if it is not installed).

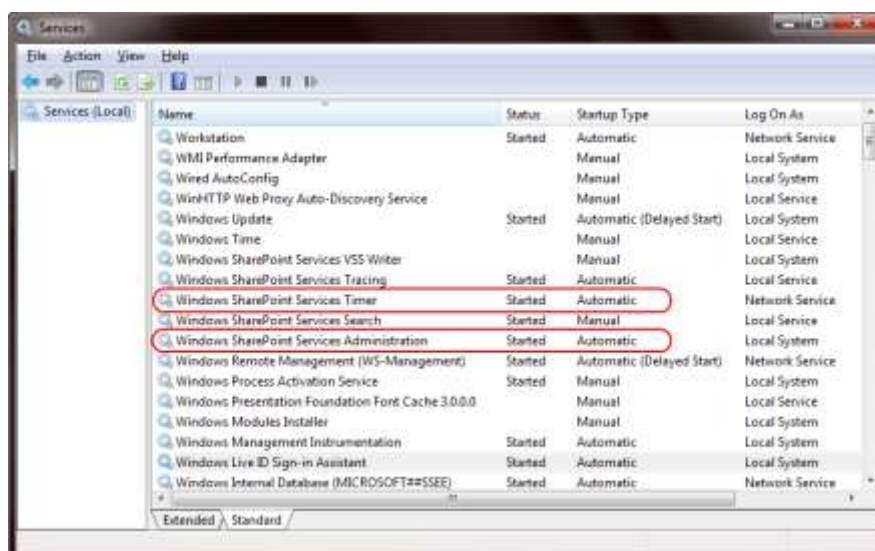
Installation

Download Discussion Column installation package from ArtfulBits website, unpack the file, and run "**Setup.exe**".

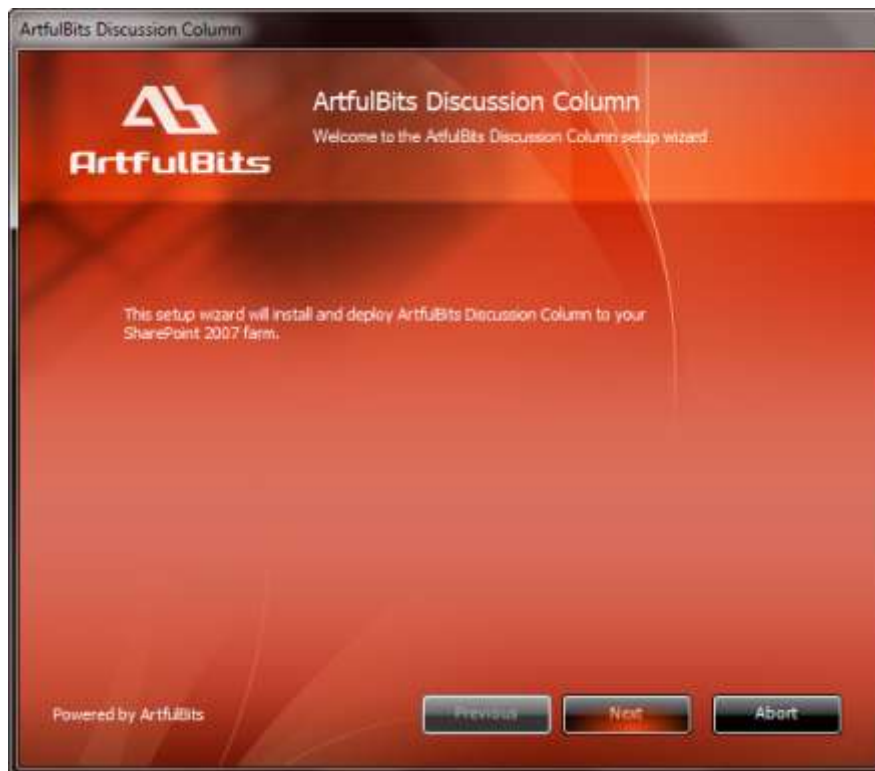


Note: You must be the SharePoint Farm Administrator and following MS Windows services should be running:

- Windows SharePoint Services Administration
- Windows SharePoint Services Timer



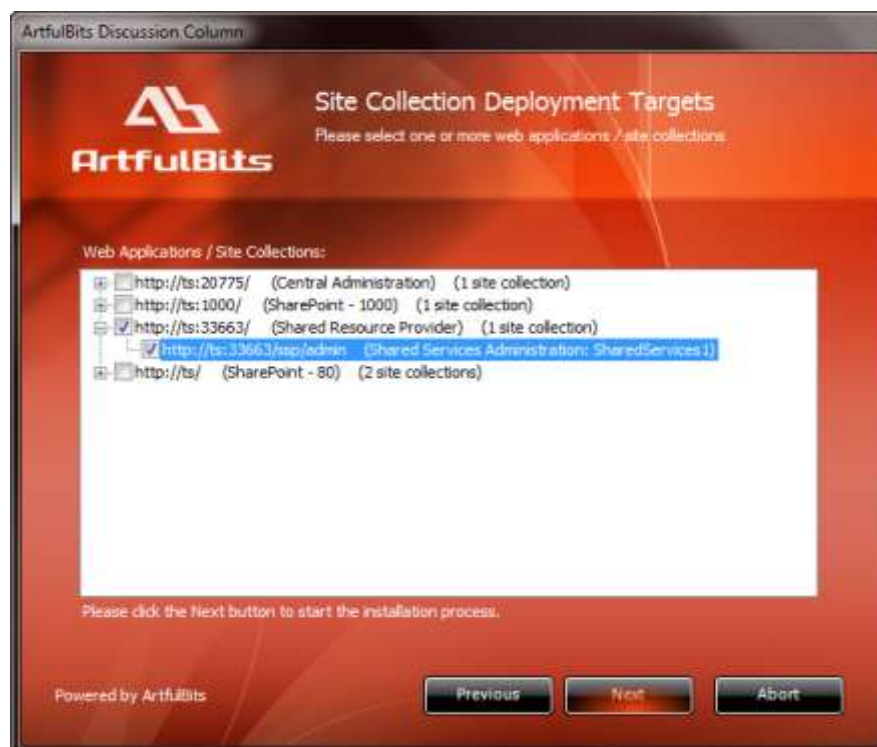
After system check is finished, click "Next".



After reading License Agreement, click "Accept" and go to next step.



Select one or more web applications and click "Next".



Wait for install to succeed, click "Next" to check deployment status details.



License Management

Discussion Column uses **Per-Farm Licensing Model** (each license is bound to single SharePoint Farm ID). For more details about licensing models please visit <http://www.artfulbits.com/purchase/licensing.aspx>.

Product works in unlicensed mode for three days from the moment of installation. In this mode all the product features are unlocked same way as with trial license. After these three days either trial license or full license should be entered for product to function.


To get a Trial license navigate to:

<http://www.artfulbits.com/products/sharepoint/sales/get-trial-license.aspx?productcode=SPDCCL001>








You can buy the product by the following link:

<http://www.artfulbits.com/purchase/purchase.aspx?productcode=SPDCCL001>

After ArtfulBits License Manager is installed, go to the SharePoint Central Administration page:

SharePoint 2007	SharePoint 2010
<p>Choose "Operations". Click on "ArtfulBits License Manager":</p> 	<p>Click on "ArtfulBits License Manager":</p> 

This page shows all ArtfulBits products and their license statuses.

Product	Edition	License Status
 ArtfulBits Cascaded Lookup Column v1.38	Standard	Full license
 ArtfulBits Category Column v1.6	Evaluation	No license
 ArtfulBits Column Data Adapter v1.0	Evaluation	Trial license (Expiring in 13 day(s))
 ArtfulBits Column Permissions v1.0	Standard	Full license
 ArtfulBits Cross-Site Lookup Column v1.7	Evaluation	Trial license (Expiring in 18 day(s))
 ArtfulBits Discussion Column v1.54	Evaluation	No license
 ArtfulBits Link to Document Column v1.13	Evaluation	No license

Click on product name to view license details.

Product	Artfulbits Discussion Column v1.54 Shows a conversation of single or multiple users in a field in chat style, allows to enter text, images, grids, hyperlinks, etc.
Product Edition	Evaluation Please visit following link for product editions comparison chart.
License Status	No license (You can use product for 3 more day(s)) Note: in trial or unlicensed mode all product features are available for evaluation. After trial period license should be purchased which will determine product edition and available feature set. Please visit following link for product editions comparison chart.
License Operations	Farm ID: <input type="text" value="b46ace34-9360-4e30-9406-45837fa4367a"/> Enter License Copy Farm ID to Clipboard Get free trial license Go to purchase page

[Go Back](#)

If product is not licensed you can click "Enter License" link and enter license key (trial or full) into textbox. For upgrading product edition click "Convert License" and enter new license of target product edition.

License Operations	Farm ID: <input type="text" value="b46ace34-9360-4e30-9406-45837fa4367a"/> Enter License Copy Farm ID to Clipboard Get free trial license Go to purchase page
	<input type="text" value="15E4FCC3F3B6D0E7E4809534C000F09683BA64C032AE29788E0D98E5EF657C8D4608A7175038D231090F00737038CE18B812D879633BE7980C995DCFA9525B2E8307477DA743F7F90E50D32F3C20305DFEB63812CF762CB140BCAD09E2A0DA23C83B28F981286562D5A82E5CC57D4ED5BFD5E87EBF86ED41B52FFC0ED5C6340FAD074CC0848887F28ED01CF74C60F50968C2D35C56B3A1901E8D1D955A04FC0D0A18EC4F662A91A48B8C71F0CA97CB4278235B8577B47C2D6412F8C9DC6D9CA11919B13F6D982B7D503981D49C74C8969F6CBFE05CBC76CD52B8473C44587F1FD29495A914B35B2CF12E9139046E87337E5FE2F7841D754D7C26EC9F9D66A"/> Activate Cancel

Pressing "Activate" button will verify the key and in case of verification success license status will be updated.

Product Edition	Standard Please visit following link for product editions comparison chart.
License Status	Full license Note: in trial or unlicensed mode all product features are available for evaluation. After trial period license should be purchased which will determine product edition and available feature set. Please visit following link for product editions comparison chart.

Note: in trial or unlicensed mode **all** product features are available for evaluation. This way you will be able to try each and every feature available in the product line which will give you good understanding of what feature set will be necessary for you and it will be easier to come up with the decision which product edition should be purchased. After trial period expiration full license should be purchased which will determine product edition and available (unlocked) feature set.

Special link informing about product expiration is shown in SharePoint pages, where ArtfulBits component is used if product is using trial license or such license is “Expired” or no license is provided at all. Clicking on this link will redirect to product license status details page.

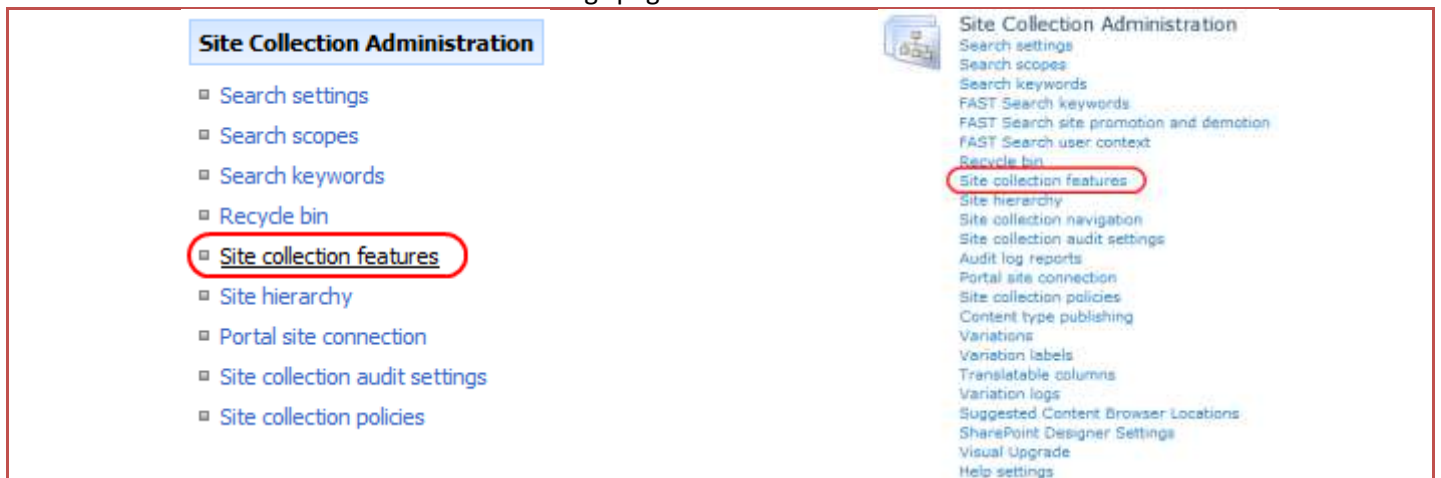


Activating / Deactivating Feature

Click "Site Actions" menu in the root site of one site collection, then click "Site Settings":



Click "Site collection features" link in Site Settings page:



In SharePoint Site collection feature list, activate Discussion Column feature (if deactivated).



Product Updates

Process of updating ArtfulBits Discussion Column is pretty straightforward - just download latest [installation](#) package and execute **Setup.exe** from it. After system check completes, select an "Upgrade" option and then follow setup wizard instructions.



Uninstallation / Repairing

Execute **Setup.exe** from your installation package. On the Repair and Remove section, select Remove radio button and click "Next", the Discussion Column will be uninstalled. Or select "Repair" - to repair the Discussion Column.



Remarks

Information in this document may be outdated. Please, visit www.artfulbits.com for the latest product version.