

File-Reg.Com



1: FREE TRIAL

Try out the registration software for free with this coupon code:

Code: FREETRIAL05

**You receive 2 free registration credits to try out the system.
After two weeks this trial and all you register will be deleted.**

2: FREE REGISTRATION

If you are pleased with the trial then all you have to do is pay the yearly membership fee of \$25, and receive 1 free registration.

To get you free registration fill in the coupon code in your login page

Code: SFTDMS14O605

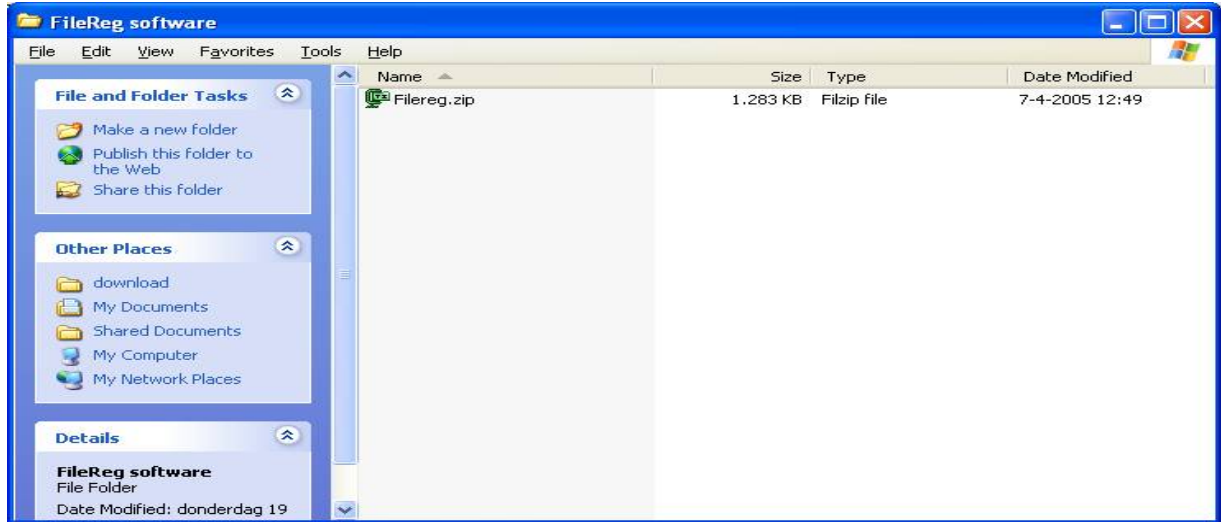
Please Note: STUDENTS may register FREE of charge.

For more info go to: <http://www.file-reg.com/en/students.html>

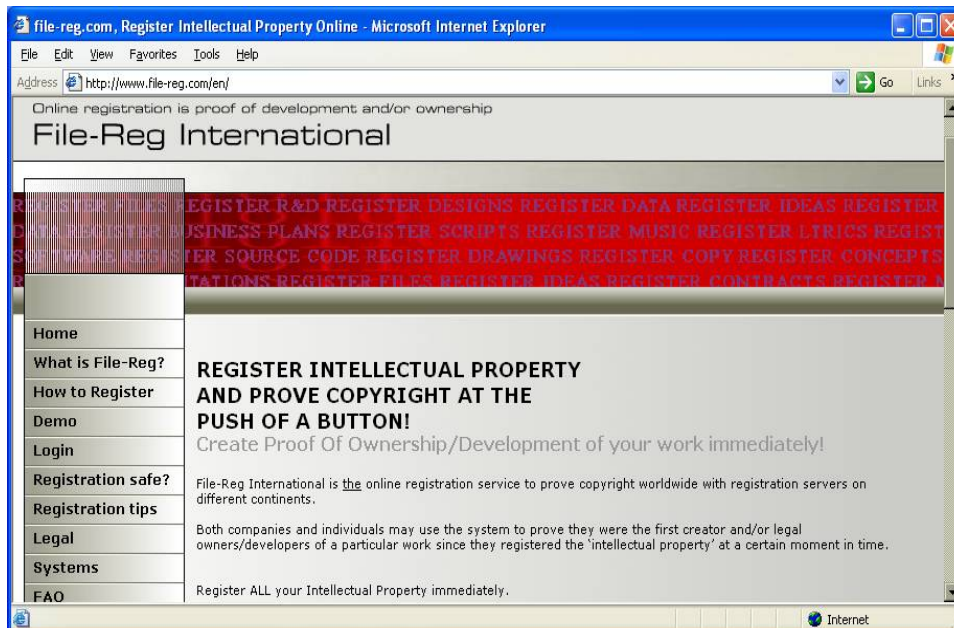
File-Reg.Com

INSTRUCTIONS FOR USING THE FILE-REG SOFTWARE

UNZIP AND INSTALL THE REGISTRATION SOFTWARE



SIGN ON TO THE FILE-REG WEB SITE [WWW.FILE-REG.COM](http://www.file-reg.com)



File-Reg.Com

FILL IN NAME, ADDRESS ETC.

The screenshot shows the 'File-Reg International' login page. The browser window title is 'File-Reg registratie website - Microsoft Internet Explorer'. The address bar shows 'https://www.file-reg.com/scripts/signup.php?settemplate=file-reg.com'. The page has a navigation menu on the left with links: Home, What is File-Reg?, How to Register, Demo, Login, Registration safe?, Registration tips, Legal, Systems, FAQ, Language, Price, and Links. The main content area is titled 'Login at File-Reg International' and contains the text: 'Fill in user account without any obligation to download registration software.' and 'Fields marked with * must be filled in.' The login form includes the following fields: Title (a dropdown menu with 'Mr' selected), First name, Last name, Company name, Chamber of Commerce number, D-U-N-S number, E-mail Address, and Address. Each of these fields has a red asterisk to its right, indicating they are required. The status bar at the bottom shows 'Done' and 'Internet'.

PERSONAL LOGIN PAGE

The screenshot shows the 'File-Reg International' personal login page. The browser window title is 'File-Reg registratie website - Microsoft Internet Explorer'. The address bar shows 'https://www.file-reg.com/scripts/members_only.php'. The page has the same navigation menu as the previous page. The main content area is titled 'Welcome Brian Hoolahan!' and contains the text: 'You are logged in as: hoolahan' and a 'Log out' link. Below this, there are two sections: 'Buy registrations' with the text 'First buy registration credits before you download and use the registration software.' and 'Download File-Reg International Software' with the text 'To register files you first need File-Reg International software. Download software using the link below.' and a 'Download File-Reg International Software' link. The status bar at the bottom shows 'Done' and 'Internet'.

File-Reg.Com

IN YOUR LOGIN PAGE FILL IN THE COUPON CODE "**FREETRIAL05**" TO GET THE FREE TRIAL REGISTRATION CREDITS AND IMMEDIATELY START REGISTERING YOUR FILES.



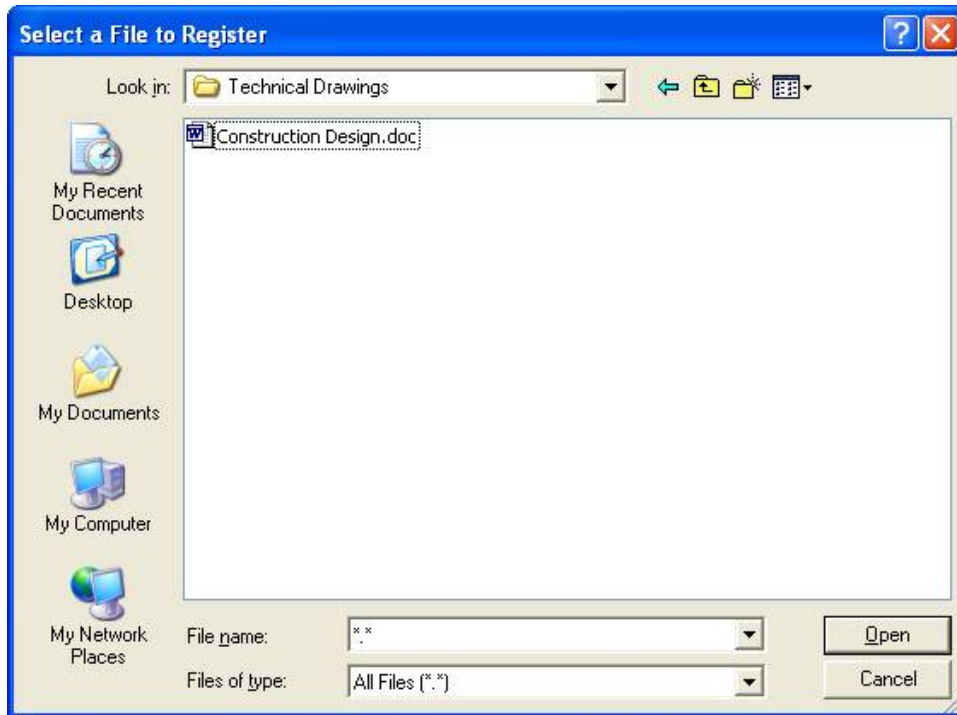
YOU ARE NOW READY TO START REGISTERING YOUR WORK.

ACTIVATE THE FILE-REG SOFTWARE YOU DOWNLOADED TO START THE PROCESS.

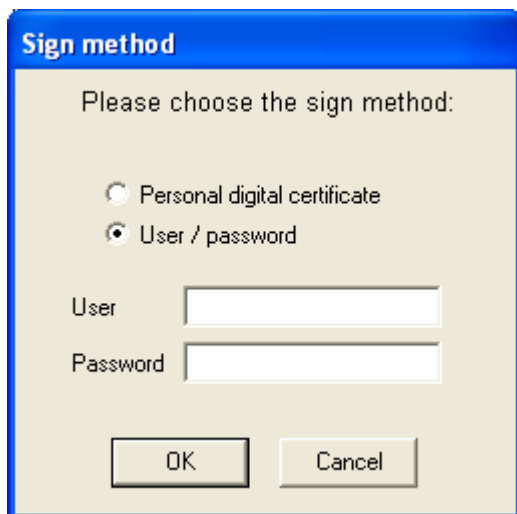


File-Reg.Com

CHOOSE THE FILE YOU WISH TO REGISTER.

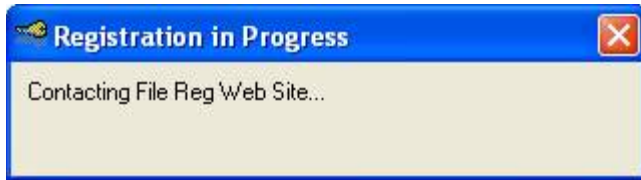


CHOOSE YOUR USER NAME AND PASSWORD IF YOU DO NOT POSSESS A DIGITAL CERTIFICATE (DIGITAL ID).



File-Reg.Com

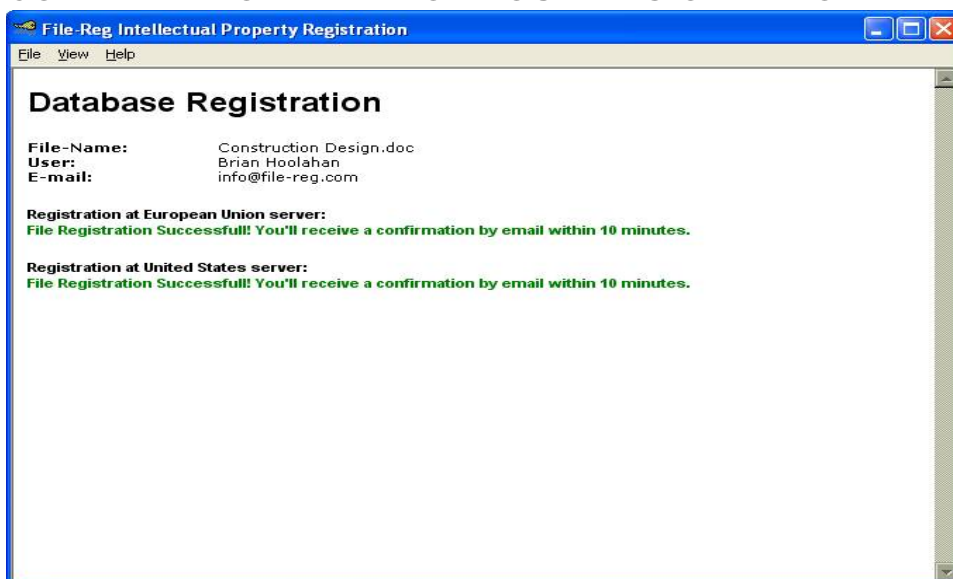
THE REGISTRATION PROCESS BEGINS



CHOOSE WHERE YOU WISH TO REGISTER, USA AND/OR EUROPEAN UNION



YOUR FILE IS REGISTERED. WITHIN 10 MINUTES YOU WILL RECEIVE A CONFIRMATION EMAIL OF YOUR REGISTRATION.

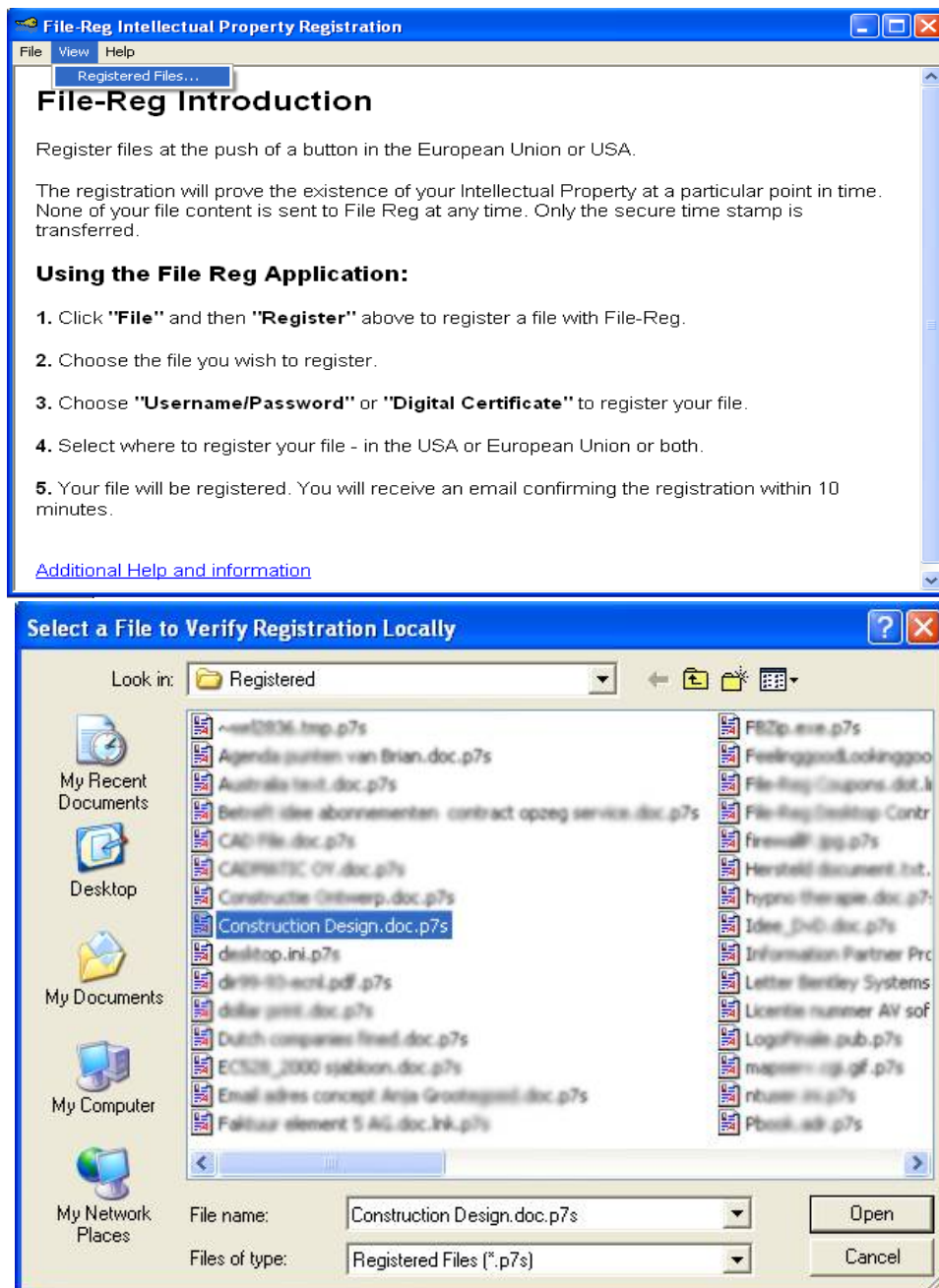


File-Reg.Com

FILES WILL REMAIN REGISTERED AS LONG AS YOU REMAIN A MEMBER OF FILE-REG.COM

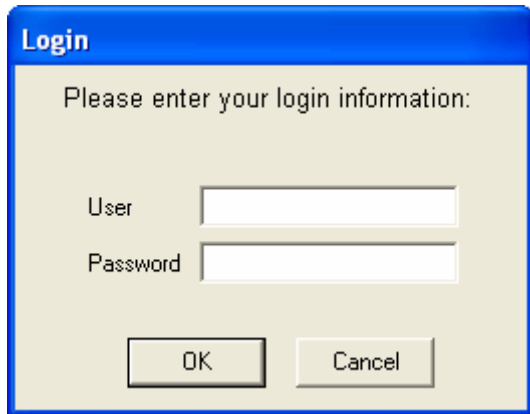
CONTROLLING YOUR REGISTRATION

TO CONTROL A FILE CLICK ON 'VIEW' AND CHOOSE THE FILE YOU WISH TO CONTROL



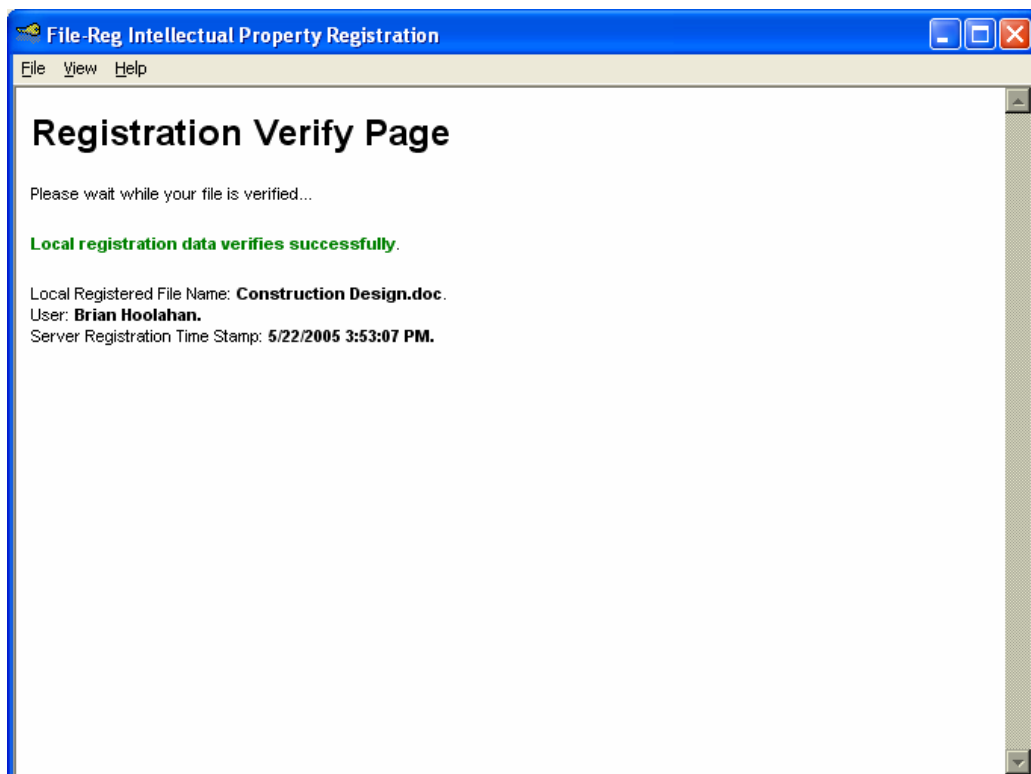
File-Reg.Com

ENTER YOUR USER NAME AND PASSWORD.



A login dialog box with a blue title bar labeled "Login". The main area is light beige and contains the text "Please enter your login information:". Below this are two input fields: "User" and "Password". At the bottom are two buttons: "OK" and "Cancel".

A NEW FINGERPRINT IS MADE OF THE REGISTERED FILE. THE GENERATED DATA IS CHECKED AGAINST THE REGISTRATION ON YOUR COMPUTER AND THE ORIGINAL DATA ON THE FILE-REG SERVER. IF THE FILE HAS NOT BEEN TAMPERED WITH, YOUR REGISTRATION WILL BE VERIFIED.



A window titled "File-Reg Intellectual Property Registration" with a menu bar (File, View, Help). The main content area displays the "Registration Verify Page". It includes the text "Please wait while your file is verified..." followed by a green message: "Local registration data verifies successfully." Below this, it shows verification details: "Local Registered File Name: Construction Design.doc.", "User: Brian Hoolahan.", and "Server Registration Time Stamp: 5/22/2005 3:53:07 PM." The window has standard Windows XP-style window controls (minimize, maximize, close) in the top right corner.