

It's intended to be a better alternative than Task Scheduler to control SyncToy.

## What it does?

Sincronizador will run SyncToyCmd.exe regularly in hidden mode if destination machine is available. I.e.:

Left folder	Right folder
C:\test	\\HOME\docs\test



The destination machine will be the IP of Computer HOME.

## First Usage





First of all, you have to download, install and create at least one folder pair in SyncToy, a freeware synchronizer tool from Microsoft.

In the first time Sincronizador runs, it will not find Sincronizador.ini and will ask for some configurations. This configurations will be saved in Sincronizador.ini.

## Options:

- Sound: *Off/On, (default On)*; sound alerting about synchronization and destination not available.
- Time between synchronizations (*default 15 minutes*). Only counts when Sincronizador is running.
- SyncToyCmd.exe Path and Command (*default: C:\Program Files\SyncToy 2.1\SyncToyCmd.exe -R*). Since this option is configurable, it means Sincronizador can be used with other programs than SyncToy.
- Address to verify availability (*default 10.1.1.2*): IP machine that we want to know if it is available. Can be also the format [\\some computer\some folder\\\*](#) - It needs at least one folder in the destination computer.
- SyncToy Mode: *Normal/ Hidden (default Hidden)*; show or not the SyncToyCmd console window.
- Hide Icon: *Off/On, (default Off)*; Hide icon when destination not available.
- Pause: pause countdown counter.
- Show Log: Show SyncToyLog.log with notepad.
- Always Countdown: *Off/On*. Windows Sleep or Hibernate will not interfere in countdown when selected. The option "Pause Counter" will be replaced with "Pause Sync" (counter will continue, but no sync will happen when counter reaches zero if pause is selected).

## Table of icons' meaning:

	Normal status. Tip shows remaining time to next SyncToy synchronization.
	SyncToy working.
	Ping to destination failed. It will try 3 times before considering off-line.
	Destination not available. This icon will be showed for 15 seconds and Sincronizador icon will be invisible until the destination responds again (unless Hide Icon is Off).

### Why Sincronizador, and not Task Scheduler:

- Runs SyncToyCmd in a hidden way
- Only runs when destination is available
- Double-click icon to synchronize right now
- Visual non-disturbing information by a single icon
- Easy way to know if the destination is available
- Easy to know how long until the next sync

### F.A.Q.:

How to exit application when Icon is hidden?

- Use [Control]+[Win]+[s]

How to Unhide the application?

- Use [Control]+[Win]+[s] and choose [NO]. It will unmark *Hide Icon When Off* Option.

Sincronizador always says destination is off-line, even when I'm sure it's on.

- Try to increase the delay (default 500) in Settings to something like 2000 or 5000. For intranet, 100 should be enough.

### Know Bugs:

- Sometimes, when computer starts with network card disabled, Sincronizador shows connection on-line.
  - ↳ Unknown problem. Solution, use the [\\some computer\some folder\\\*](#) format instead.

### Sincronizador in the web:

For more info or just to say hello, visit:

<http://andresantanna.webs.com>

Downloads and updates:

<http://andresantanna.webs.com/apps/forums/topics/show/3407497-sincronizador>

